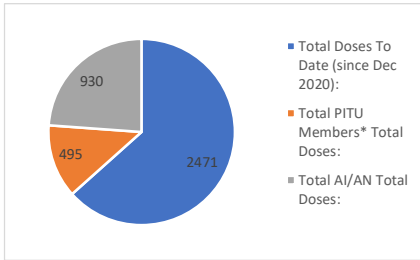


# PITU COVID-19 DATA REPORT

\*Data current as of 11/17/2021

## Vaccinations



**Total Doses To Date (since Dec 2020) : 2471**  
**Total PITU Members\* Total Doses: 495**  
**Total AI/AN Total Doses: 930**

**Contact the nearest FourPoints Health clinic to schedule your vaccine or to get tested!**

### COVID-19 VACCINE AND BOOSTER NOTES - FourPoints Health has all three vaccines available (including pediatric Pfizer beginning Nov 9)

Pfizer has been fully approved by the FDA for 16 year olds and up. Pfizer is also approved under Emergency Use Authorization (EUA) for youth ages 12-15 as well as for ages 5-11 (with a pediatric dosage). Moderna and J&J/Janssen continue under EUA for 18 years and up only.

\*A third dose of the Pfizer or Moderna COVID-19 Vaccine is authorized under EUA for individuals at least 18 years of age who are immunocompromised (administered at least 28 days following the first two doses of this vaccine). This is not considered a booster dose.

\*\* Booster doses were approved for those 18 and over who received the J&J vaccine at least 2 months ago

\*\* Booster doses were approved for those 18 and over who received two doses of the Pfizer or Moderna vaccine at least 6 months prior AND:

- who are 65 or older, or
- who live in a long-term care facility, or
- who are 18 and older with certain underlying medical conditions that put them at high risk for severe illness from COVID-19, or
- who are 18 and older who live or work in a setting that puts them at a higher risk of exposure, such as healthcare workers and teachers.

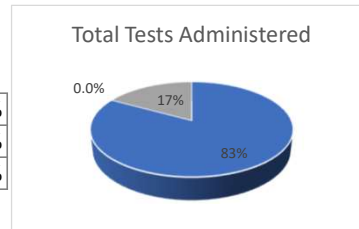
\*\*\* Booster doses can be "Mix and Match," meaning you can get whichever vaccine you choose.

## Testing

**Positive Rate = 17%**

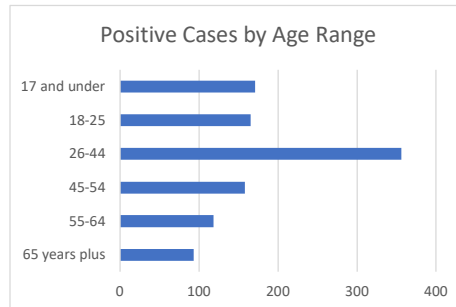
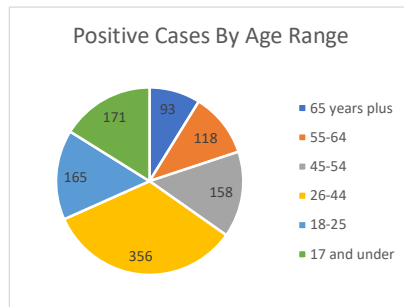
	Count**	% of Total
Total Tests Completed:	6,245	83%
Total Negative:	5184	0.0%
Total Pending:	0	17%
Total Positive:	1061	

\*\*Count includes PITU Tribal members, employees, FourPoints Health patients, and retests



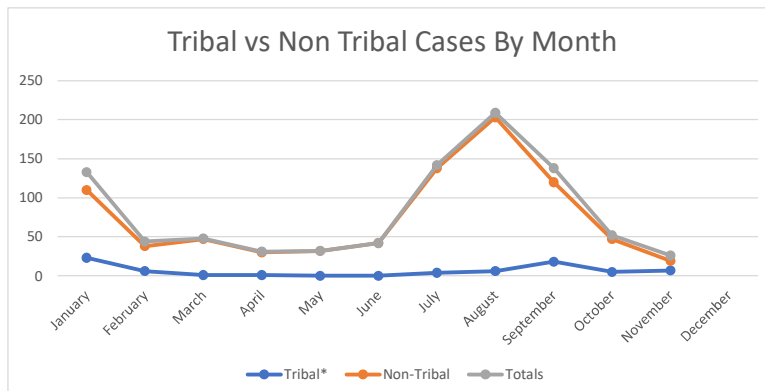
## Positive Case Information

Age	Cases
65 years plus	93
55-64	118
45-54	158
26-44	356
18-25	165
17 and under	171
<b>Total</b>	<b>1061</b>



### 2021 Year to Date Positive Cases

Month	Tribal*	Non-Tribal	Totals
January	23	110	133
February	6	38	44
March	1	47	48
April	1	30	31
May	0	32	32
June	0	42	42
July	4	138	142
August	6	203	209
September	18	120	138
October	5	47	52
November	7	19	26
December			
<b>Total YTD:</b>	<b>71</b>	<b>826</b>	<b>897</b>



**Total Tribal:**

2020 to present **153**

\*Tribal = enrolled PITU Tribal Members only (does not include household members and other PRC eligible individuals)

\*\*\*Information provided in this report is intended to be a general summary of statistical information about the Paiute Indian Tribe of Utah community COVID-19 findings as of the date of this writing and not intended for use for any other purposes. All information in this report is subject to change.\*\*\*